



Europe's leading producer of Pillars and Spacers.



PRODUCT RANGE & PRICE LIST
EFFECTIVE FROM 1ST SEPTEMBER 2022

PRODUCT RANGE & PRICE LIST

Effective from 1st September 2022



Europe's leading producer of Pillars and Spacers

G&B Projects has been manufacturing Europe's most comprehensive range of Pillars and Spacers for over 50 years.

This catalogue covers our complete range of Pillars and Spacers

IF A STANDARD PRODUCT WON'T MEET YOUR NEEDS...

Sometimes a standard Pillar or Spacer may not suit your application. We specialise in producing non-standard parts at very competitive prices. Non-standard body lengths, thread sizes and materials can all be accommodated, as well as special features such as screwdriver slots, cross holes and alternative body colours.

IF YOU NEED TECHNICAL ADVICE...

We are widely acknowledged to be the industry's leading authority on Pillars and Spacers. Our technical sales team is dedicated to finding the right solution for your particular application. To benefit from our extensive experience, just give us a call.

IF YOU'VE GOT A LARGE ORDER, AND NEED IT FAST...

G&B Projects carries the largest stock of Pillars and Spacers in the industry, ready for immediate despatch where you want, when you want.

IF YOU WANT THE BEST...

Every item we produce is subjected to a controlled inspection procedure that ensures our customers get the best quality, highest standard product every time. Our commitment to quality is further enhanced by our compliance with BS EN ISO 9001:2015.

HOW TO ORDER

BY PHONE – For immediate processing of your order or to reach our technical sales team, call 01684 574367.

BY FAX – Send your orders and enquiries to 01684 560225.

BY EMAIL – info@gandbprojects.co.uk

INTERNET – www.gandbprojects.co.uk

BY POST – Write to: G&B Projects Company, Barnards Green, Malvern, Worcestershire WR14 3LY.

IN PERSON – You are welcome to visit us at Barnards Green to discuss your requirements. Please telephone for an appointment and directions.

For enquiries and orders please call our sales team for immediate attention on (01684) 574367 or fax (01684) 560225.



CONTENTS

NYLON PILLARS

- Round
- Hexagonal

MICRO PILLARS

NYLON SPACERS

- Clearance
- Threaded

BRASS SPACERS

BRASS PILLARS

STEEL PILLARS

SCREWLOCK ASSEMBLIES

EARTHING BARS

MACHINED COMPONENTS

TERMS AND CONDITIONS OF SALE

4

6

Nylon Pillars - *Round*

8

Nylon Pillars - *Hexagonal*

10

Micro Pillars

12

Nylon Spacers - *Clearance*

14

Nylon Spacers - *Threaded*

16

Brass Spacers

18

Brass Pillars

20

Steel Pillars

22

Screwlock Assemblies

23

Earthing Bars

24

Machined Components

25





NYLON PILLARS

OUR STANDARD NYLON PILLARS
COME IN ROUND, HEXAGONAL AND
MICRO SPECIFICATIONS.

ADAPTABILITY

As well as keeping popular Nylon Pillar sizes in stock for immediate delivery, we also provide, in-house manufacture of any custom length* at NO EXTRA COST. Our regular sizes increment in 5mm steps and also include exact metric equivalents to imperial sizes. The price for a custom length Pillar will be the same as that for the nearest longer standard size. For instance, that means a 22.6mm Pillar will cost you no more than a 25mm Pillar. Minimum order quantity remains at 100 units, as with our standard stock. Delivery for custom sizes is usually less than three days.

In addition, on-site manufacturing means we can rapidly and economically alter other attributes, such as body style, body diameter, thread type and thread length to your exact requirements. Our additional charge is just 15% for each customised attribute. As an example, you can specify a 37.5mm round Nylon Pillar featuring an M3 female insert at one end and a 20mm long M4 male thread at the other. The price would be the same as a 40mm Pillar plus 30% for the two special attributes. Delivery is normally less than one week.

*above the minimum body length

SHOCK RESISTANCE

The innovative design of the G&B brass insert makes the standoff inherently resistant to shock from incidents that typically cause inferior products to fail, for example vibration in use, movement in transit, accidental falls, etc. The exceptional strength and resilience of our Nylon Pillars come from a combination of the solid body style and the location of the insert within the body. To date, we have never known a G&B-designed insert to disengage from the nylon body in any practical application.

As part of our development strategy, we continue to monitor plastics materials but currently insist upon deploying only the highest grade virgin Nylon 66 to deliver the superior characteristics you expect from G&B.

INSULATION

In many applications, the specification for a supporting standoff calls for electrical insulation properties. Clearly, metal pillars cannot deliver this while solid plastic pillars are rarely able to provide the required strength. The optimum solution is a Nylon Pillar. G&B Nylon Pillars offer excellent insulation characteristics, thanks to the solid nylon body that minimises flashover and eliminates the internal current tracking issues found in some hollow designs. Mechanical resilience under compression comes from the high grade Nylon 66 material we deploy, while superior strength under tension is a function of our innovative insert design.



ROUND NYLON PILLARS

KEY FACTS

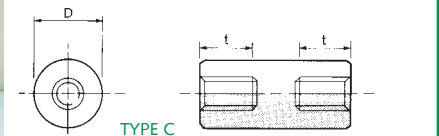
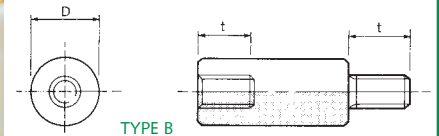
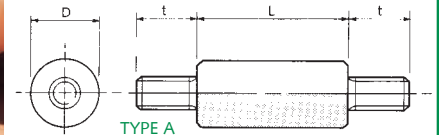
- Material: Body – Nylon 66 (natural)
Inserts – Brass (self colour).
- Operating temperature: -30°C to $+85^{\circ}\text{C}$.
- P.T.F.E. available for temperatures up to 250°C .
- Flammability ratings on application.
- All dimensions in millimetres.
- RoHS compliant.

PRICING GUIDE

- All prices $\text{£}/100$.
- When pricing intermediate body lengths refer to next largest size, e.g. NP8.0/29.0/B/M4 = $\text{£}47.08/100$.
- Minimum order 100 pieces.
- Attractive quantity discounts available.
- Carriage is charged on all orders.
- Plated inserts cost plus 10%.
- Special features such as non-standard thread lengths, odd ends etc. cost plus 15% per feature.
- Pillars with screwdriver slots, cross holes etc. available on request.



ROUND PILLARS



NYLON PILLARS TYPE A, B or C

Thread	M2, M2.5, M3, 6BA or 4-40 UNC	M3.5, M4 4BA or 6-32 UNC	M5, 2BA, 8-32 UNC or any smaller thread listed	M6, OBA, 1/4-20 UNC or any smaller thread listed	M8 or any smaller thread listed	M8 or any smaller thread listed	M10 or any smaller thread listed	M12 or any smaller thread listed
Standard Thread Length or Depth 't'	6.0	6.0	10.0	12.7	14.0	14.0	20.0	25.0
Nominal Body Diameter 'D'	8.0 (6.5 on request)	8.0	9.5	12.7	15.9	19.0	25.0	30.0
Minimum Body Length 'L'	10.0	12.7	19.0	22.0	30.0	30.0	38.0	45.0

This is a pricing guide only. We can manufacture any body length you require, but please refer to above panel for minimum body length possible. Please note in some instances the minimum body length can only be achieved by decreasing the standard thread depth.

SPECIFY YOUR EXACT BODY LENGTH AT NO EXTRA CHARGE	Body Length 'L' (Millimetres)	PRICES £'s per 100 Type A, B or C							
	Up to 15	38.68	40.57						
Up to 25	41.59	43.84	50.71	62.45	79.14	95.64	160.36		
Up to 35	44.48	47.08	54.49	68.97	88.31	107.85	186.17		
Up to 45	47.39	50.36	58.25	75.50	97.47	120.07	211.96	296.23	
Up to 55	50.28	53.61	62.01	82.02	106.62	132.28	237.77	332.34	
Up to 65	53.17	56.87	65.78	88.54	115.79	144.49	263.56	368.44	
Up to 75	56.08	60.13	69.55	95.05	124.95	156.70	289.35	404.54	
Up to 85	58.97	63.40	73.32	101.58	134.11	168.92	315.17	440.65	
Up to 95	61.87	66.65	77.08	108.10	143.28	181.12	340.96	476.76	
Up to 105	64.76	69.92	80.85	114.62	152.43	193.34	366.77	512.85	

PRICES ON APPLICATION FOR BODY LENGTHS OVER 105mm

SHOCK RESISTING • INSULATING • ADAPTABLE

CUSTOM MADE PILLARS

As well as keeping popular Nylon Pillar sizes in stock for immediate delivery, we also provide, in-house manufacture of any custom length* at NO EXTRA COST. Our regular sizes increment in 5mm steps and also include exact metric equivalents to imperial sizes. The price for a custom length Pillar will be the same as that for the nearest longer standard size. For instance, that means a 22.6mm Pillar will cost you no more than a 25mm Pillar. Minimum order quantity remains at 100 units, as with our standard stock. Delivery for custom sizes is usually less than three days.

In addition, on-site manufacturing means we can rapidly and economically alter other attributes, such as body style, body diameter, thread type and thread length to your exact requirements. Our additional charge is just 15% for each customised attribute. As an example, you can specify a 37.5mm round Nylon Pillar featuring an M3 female insert at one end and a 20mm long M4 male thread at the other. The price would be the same as a 40mm Pillar plus 30% for the two special attributes. Delivery is normally less than one week.

*above the minimum body length

Please note standard thread length and body diameter will be supplied unless stated otherwise.

PLEASE USE ORDERING CODE NP 8.0/25.0/B/M4

Nylon Pillar _____
 Body Diameter _____
 Body Length _____
 Type A, B or C _____
 Thread Size _____

FREE SAMPLES ARE AVAILABLE FOR EVALUATION AND PROTOTYPES

TEL: (01684) 574367 FAX: (01684) 560225

HEXAGONAL NYLON PILLARS

KEY FACTS

- Material: Body – Nylon 66 (natural)
Inserts – Brass (self colour).
- Operating temperature: -30°C to +85°C.
- Flammability ratings on application.
- All dimensions in millimetres.
- RoHS compliant.

PRICING GUIDE

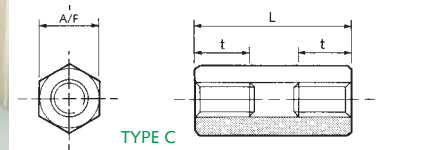
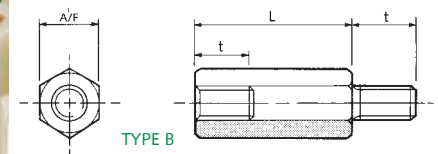
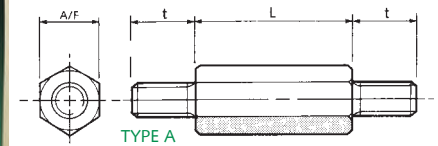
- All prices £/100.
- Minimum order 100 pieces.
- Attractive quantity discounts available.
- Carriage is charged on all orders.
- Plated inserts cost plus 10%.
- Special features such as non-standard thread lengths, odd ends etc. are available.

CUSTOM MADE PILLARS

In addition to our standard range of Hexagonal Nylon Pillars we offer a process which allows the body length, type and length of thread to be adjusted quickly and economically so that you may call for your exact requirements. However the best possible delivery is likely to be for the metric lengths listed opposite.



HEXAGONAL PILLARS



HEXAGONAL NYLON PILLARS TYPE A,B, or C

Thread		M3 also available M2, M2.5 6BA & 4-40 UNC	M4 also available M3.5 4BA & 6-32 UNC	M5 also available 2BA & 8-32 UNC	M6 also available 0BA & 1/4-20 UNC				
Thread Length and Depth 't'		6.0	6.0	10.0	12.7				
Body size across flats		6.35 A/F	8.0 A/F	9.5 A/F	12.7 A/F				
		Order Code	£/100	Order Code	£/100	Order Code	£/100	Order Code	£/100
Body Length 'L' (Millimetres)	15	HNP 15-A-M3 HNP 15-B-M3 HNP 15-C-M3	46.87	HNP 15-A-M4 HNP 15-B-M4 HNP 15-C-M4	49.19				
	20	HNP 20-A-M3 HNP 20-B-M3 HNP 20-C-M3	49.04	HNP 20-A-M4 HNP 20-B-M4 HNP 20-C-M4	51.50	HNP 20-A-M5 HNP 20-B-M5 HNP 20-C-M5	58.68		
	25	HNP 25-A-M3 HNP 25-B-M3 HNP 25-C-M3	51.28	HNP 25-A-M4 HNP 25-B-M4 HNP 25-C-M4	53.98	HNP 25-A-M5 HNP 25-B-M5 HNP 25-C-M5	61.66	HNP 25-A-M6 HNP 25-B-M6 HNP 25-C-M6	75.41
	30	HNP 30-A-M3 HNP 30-B-M3 HNP 30-C-M3	53.40	HNP 30-A-M4 HNP 30-B-M4 HNP 30-C-M4	56.29	HNP 30-A-M5 HNP 30-B-M5 HNP 30-C-M5	64.48	HNP 30-A-M6 HNP 30-B-M6 HNP 30-C-M6	79.98
	35	HNP 35-A-M3 HNP 35-B-M3 HNP 35-C-M3	55.57	HNP 35-A-M4 HNP 35-B-M4 HNP 35-C-M4	58.61	HNP 35-A-M5 HNP 35-B-M5 HNP 35-C-M5	67.44	HNP 35-A-M6 HNP 35-B-M6 HNP 35-C-M6	84.48
	40	HNP 40-A-M3 HNP 40-B-M3 HNP 40-C-M3	57.81	HNP 40-A-M4 HNP 40-B-M4 HNP 40-C-M4	61.07	HNP 40-A-M5 HNP 40-B-M5 HNP 40-C-M5	70.20	HNP 40-A-M6 HNP 40-B-M6 HNP 40-C-M6	88.89
	45	HNP 45-A-M3 HNP 45-B-M3 HNP 45-C-M3	59.92	HNP 45-A-M4 HNP 45-B-M4 HNP 45-C-M4	63.47	HNP 45-A-M5 HNP 45-B-M5 HNP 45-C-M5	73.10	HNP 45-A-M6 HNP 45-B-M6 HNP 45-C-M6	93.31
	50	HNP 50-A-M3 HNP 50-B-M3 HNP 50-C-M3	62.09	HNP 50-A-M4 HNP 50-B-M4 HNP 50-C-M4	65.78	HNP 50-A-M5 HNP 50-B-M5 HNP 50-C-M5	75.92	HNP 50-A-M6 HNP 50-B-M6 HNP 50-C-M6	97.81
	55			HNP 55-A-M4 HNP 55-B-M4 HNP 55-C-M4	68.03	HNP 55-A-M5 HNP 55-B-M5 HNP 55-C-M5	78.75	HNP 55-A-M6 HNP 55-B-M6 HNP 55-C-M6	102.22
	60			HNP 60-A-M4 HNP 60-B-M4 HNP 60-C-M4	70.43	HNP 60-A-M5 HNP 60-B-M5 HNP 60-C-M5	81.64	HNP 60-A-M6 HNP 60-B-M6 HNP 60-C-M6	106.65
	65			HNP 65-A-M4 HNP 65-B-M4 HNP 65-C-M4	72.67	HNP 65-A-M5 HNP 65-B-M5 HNP 65-C-M5	84.55	HNP 65-A-M6 HNP 65-B-M6 HNP 65-C-M6	111.06
	70			HNP 70-A-M4 HNP 70-B-M4 HNP 70-C-M4	74.98	HNP 70-A-M5 HNP 70-B-M5 HNP 70-C-M5	87.37	HNP 70-A-M6 HNP 70-B-M6 HNP 70-C-M6	115.47
75			HNP 75-A-M4 HNP 75-B-M4 HNP 75-C-M4	77.37	HNP 75-A-M5 HNP 75-B-M5 HNP 75-C-M5	90.20	HNP 75-A-M6 HNP 75-B-M6 HNP 75-C-M6	119.97	

SHOCK RESISTING • INSULATING • ADAPTABLE

PLEASE USE ORDERING CODE HNP 25-B-M3
 Hexagonal Nylon Pillar _____
 Body Length _____
 Type A, B or C _____
 Thread Size _____

FREE SAMPLES ARE AVAILABLE FOR EVALUATION AND PROTOTYPES

TEL: (01684) 574367 FAX: (01684) 560225

MICRO PILLARS

KEY FACTS

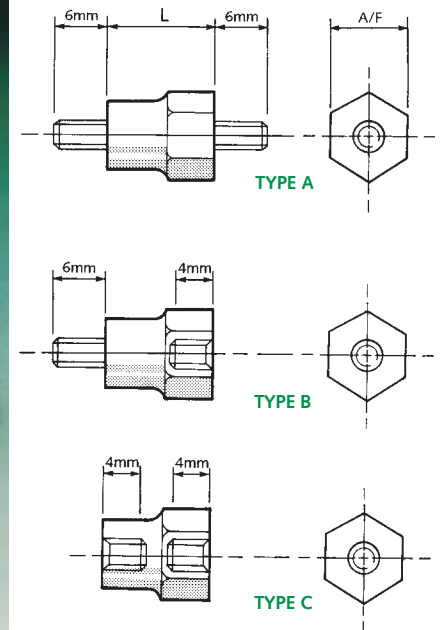
- Material: Body – Nylon 6 (natural)
Insert – Brass (bright nickel).
- Operating temperature: -30°C to +85°C.
- Flammability ratings on application.
- All dimensions in millimetres.
- RoHS compliant.

PRICING GUIDE

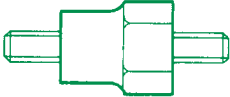
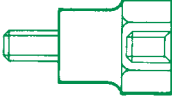
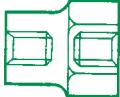
- All prices £/100.
- Minimum order 100 pieces.
- Attractive quantity discounts available.
- Carriage is charged on all orders.




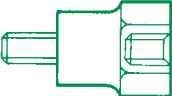
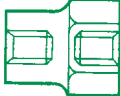
MICRO PILLARS



M2.5 MICRO PILLARS

Body Length 'L' (Millimetres)	TYPE A Body A/F: 6mm  Threads: M2.5		TYPE B Body A/F: 6mm  Threads: M2.5		TYPE C Body A/F: 6mm  Threads: M2.5	
	Order Code	£/100	Order Code	£/100	Order Code	£/100
4	MP 04-A-M2.5	30.21				
5	MP 05-A-M2.5					
6	MP 06-A-M2.5					
7	MP 07-A-M2.5	31.16	MP 07-B-M2.5	31.16		
8	MP 08-A-M2.5		MP 08-B-M2.5			
9	MP 09-A-M2.5		MP 09-B-M2.5		MP 09-C-M2.5	31.16
10	MP 10-A-M2.5	33.33	MP 10-B-M2.5	33.33	MP 10-C-M2.5	33.33
11	MP 11-A-M2.5		MP 11-B-M2.5		MP 11-C-M2.5	
12	MP 12-A-M2.5		MP 12-B-M2.5		MP 12-C-M2.5	

M3 MICRO PILLARS

Body Length 'L' (Millimetres)	TYPE A Body A/F: 7mm  Threads: M3		TYPE B Body A/F: 7mm  Threads: M3		TYPE C Body A/F: 7mm  Threads: M3	
	Order Code	£/100	Order Code	£/100	Order Code	£/100
4	MP 04-A-M3	30.21				
5	MP 05-A-M3					
6	MP 06-A-M3					
7	MP 07-A-M3	31.16	MP 07-B-M3	31.16		
8	MP 08-A-M3		MP 08-B-M3			
9	MP 09-A-M3		MP 09-B-M3		MP 09-C-M3	31.16
10	MP 10-A-M3	33.33	MP 10-B-M3	33.33	MP 10-C-M3	33.33
11	MP 11-A-M3		MP 11-B-M3		MP 11-C-M3	
12	MP 12-A-M3		MP 12-B-M3		MP 12-C-M3	

PLEASE USE ORDERING CODE MP 08-B-M2.5

Micro Pillar _____
 Body Length _____
 Type A, B or C _____
 Thread Size _____

FREE SAMPLES ARE AVAILABLE FOR EVALUATION AND PROTOTYPES

TEL: (01684) 574367 FAX: (01684) 560225

NYLON CLEARANCE SPACERS

KEY FACTS

- Material: Nylon 6.
- Colour: Natural.
- Operating temperature: -30°C to +85°C.
- Flammability ratings on application.
- All dimensions in millimetres.
- RoHS compliant.

PRICING GUIDE

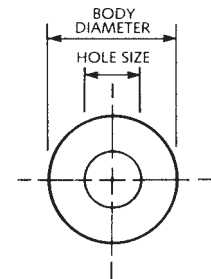
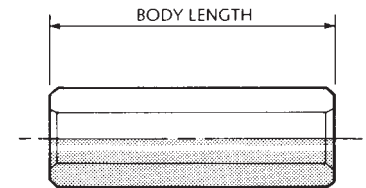
- All prices £/100.
- Minimum order 500 pieces.
- Attractive quantity discounts available.
- Carriage is charged on all orders.

CUSTOM MADE SPACERS

Do not worry if the part you require is not listed - we specialise in producing non-standard Spacers in a wide range of materials at very competitive prices. With this in mind we invite you to specify your requirements however large or small. Alternative body colours are also available for a small surcharge.



NYLON SPACERS



CLEARANCE SPACERS M2 - M5

Body Length (Millimetres)	Suitable for M2 Clear		Suitable for M2.5 Clear		Suitable for M3 Clear		Suitable for M3.5 Clear		Suitable for M4 Clear		Suitable for M5 Clear	
	Order Code	£/100	Order Code	£/100	Order Code	£/100	Order Code	£/100	Order Code	£/100	Order Code	£/100
2	NS 02-22	9.80	NS 02-27	10.15	NS 02-32	10.15	NS 02-37	10.51	NS 02-43	10.51	NS 02-53	12.03
3	NS 03-22	9.80	NS 03-27	10.15	NS 03-32	10.15	NS 03-37	10.51	NS 03-43	10.51	NS 03-53	12.03
4	NS 04-22	9.80	NS 04-27	10.15	NS 04-32	10.15	NS 04-37	10.51	NS 04-43	10.51	NS 04-53	12.03
5	NS 05-22	9.80	NS 05-27	10.15	NS 05-32	10.15	NS 05-37	10.51	NS 05-43	10.51	NS 05-53	12.03
6	NS 06-22	9.98	NS 06-27	10.30	NS 06-32	10.30	NS 06-37	10.73	NS 06-43	10.73	NS 06-53	12.17
7	NS 07-22	9.98	NS 07-27	10.30	NS 07-32	10.30	NS 07-37	10.73	NS 07-43	10.73	NS 07-53	12.17
8	NS 08-22	9.98	NS 08-27	10.30	NS 08-32	10.30	NS 08-37	10.73	NS 08-43	10.73	NS 08-53	12.17
9	NS 09-22	9.98	NS 09-27	10.30	NS 09-32	10.30	NS 09-37	10.73	NS 09-43	10.73	NS 09-53	12.17
10	NS 10-22	10.15	NS 10-27	10.51	NS 10-32	10.51	NS 10-37	11.14	NS 10-43	11.14	NS 10-53	12.53
11	NS 11-22	10.15	NS 11-27	10.51	NS 11-32	10.51	NS 11-37	11.14	NS 11-43	11.14	NS 11-53	12.53
12	NS 12-22	10.15	NS 12-27	10.51	NS 12-32	10.51	NS 12-37	11.14	NS 12-43	11.14	NS 12-53	12.53
13	Available on application				NS 13-32	13.48	Available on application		NS 13-43	13.91	NS 13-53	15.66
14					NS 14-32	13.48			NS 14-43	13.91	NS 14-53	15.66
15					NS 15-32	13.48			NS 15-43	13.91	NS 15-53	15.66
16	Available on application				NS 16-32	16.23	Available on application		NS 16-43	16.65	NS 16-53	18.76
17					NS 17-32	16.23			NS 17-43	16.65	NS 17-53	18.76
18					NS 18-32	16.23			NS 18-43	16.65	NS 18-53	18.76
19					NS 19-32	16.23			NS 19-43	16.65	NS 19-53	18.76
20					NS 20-32	16.23			NS 20-43	16.65	NS 20-53	18.76

PLEASE USE
ORDERING CODE NS 07 - 27
Nylon Spacer _____
Body Length _____
Hole Size _____

CLEARANCE SPACERS M6 - M12

Body Length (Millimetres)	Suitable for M6 Clear		Suitable for M8 Clear		Suitable for M10 Clear		Suitable for M12 Clear	
	Order Code	£/100	Order Code	£/100	Order Code	£/100	Order Code	£/100
5	NS 05-63	12.32	NS 05-85	13.62	NS 05-105	23.41	NS 05-127	25.51
10	NS 10-63	12.69	NS 10-85	13.91	NS 10-105	23.76	NS 10-127	26.30
15	NS 15-63	16.31	NS 15-85	17.96	NS 15-105	30.43	NS 15-127	33.33
20	NS 20-63	19.26	NS 20-85	21.38	NS 20-105	31.94	NS 20-127	35.13
25	NS 25-63	22.31	NS 25-85	24.63	NS 25-105	36.96	NS 25-127	40.79

PLEASE USE
ORDERING CODE NS 15 - 85
Nylon Spacer _____
Body Length _____
Hole Size _____

FREE SAMPLES ARE AVAILABLE FOR EVALUATION AND PROTOTYPES

TEL: (01684) 574367 FAX: (01684) 560225

NYLON THREADED SPACERS

KEY FACTS

- Material: Nylon 6.
- Colour: Natural.
- Operating temperature: -30°C to +85°C.
- Flammability ratings on application.
- All dimensions in millimetres.
- RoHS compliant.

PRICING GUIDE

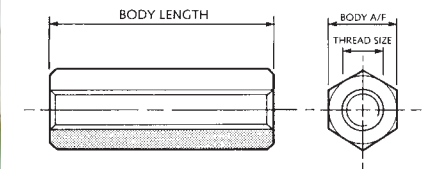
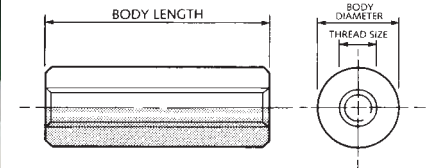
- All prices £/100.
- Minimum order 500 pieces.
- Attractive quantity discounts.
- Carriage is charged on all orders.

CUSTOM MADE SPACERS

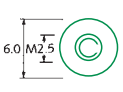
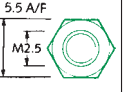
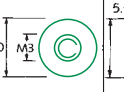
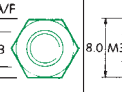
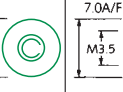
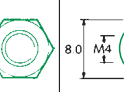
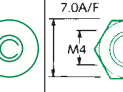
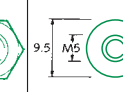

Do not worry if the part you require is not listed - we specialise in producing non-standard Spacers in a wide range of materials at very competitive prices. With this in mind we invite you to specify your requirements however large or small. Alternative body colours are also available for a small surcharge.



NYLON SPACERS



THREADED SPACERS M2.5 - M5

Body Length (Millimetres)	 M2.5		 M2.5		 M3		 M3		 M3.5		 M3.5		 M4		 M4		 M5	
	Order Code	£/100	Order Code	£/100	Order Code	£/100	Order Code	£/100	Order Code	£/100	Order Code	£/100	Order Code	£/100	Order Code	£/100	Order Code	£/100
3	NS 03-M2.5	12.82	HNS 03-M2.5	12.82	NS 03-M3	12.82	HNS 03-M3	12.82	NS 03-M3.5	13.48	HNS 03-M3.5	13.48	NS 03-M4	13.48	HNS 03-M4	13.48	NS 03-M5	14.99
4	NS 04-M2.5	12.82	HNS 04-M2.5	12.82	NS 04-M3	12.82	HNS 04-M3	12.82	NS 04-M3.5	13.48	HNS 04-M3.5	13.48	NS 04-M4	13.48	HNS 04-M4	13.48	NS 04-M5	14.99
5	NS 05-M2.5	12.82	HNS 05-M2.5	12.82	NS 05-M3	12.82	HNS 05-M3	12.82	NS 05-M3.5	13.48	HNS 05-M3.5	13.48	NS 05-M4	13.48	HNS 05-M4	13.48	NS 05-M5	14.99
6	NS 06-M2.5	12.98	HNS 06-M2.5	12.98	NS 06-M3	12.98	HNS 06-M3	12.98	NS 06-M3.5	13.62	HNS 06-M3.5	13.62	NS 06-M4	13.62	HNS 06-M4	13.62	NS 06-M5	15.14
7	NS 07-M2.5	12.98	HNS 07-M2.5	12.98	NS 07-M3	12.98	HNS 07-M3	12.98	NS 07-M3.5	13.62	HNS 07-M3.5	13.62	NS 07-M4	13.62	HNS 07-M4	13.62	NS 07-M5	15.14
8	NS 08-M2.5	12.98	HNS 08-M2.5	12.98	NS 08-M3	12.98	HNS 08-M3	12.98	NS 08-M3.5	13.62	HNS 08-M3.5	13.62	NS 08-M4	13.62	HNS 08-M4	13.62	NS 08-M5	15.14
9	NS 09-M2.5	12.98	HNS 09-M2.5	12.98	NS 09-M3	12.98	HNS 09-M3	12.98	NS 09-M3.5	13.62	HNS 09-M3.5	13.62	NS 09-M4	13.62	HNS 09-M4	13.62	NS 09-M5	15.14
10	NS 10-M2.5	13.18	HNS 10-M2.5	13.18	NS 10-M3	13.18	HNS 10-M3	13.18	NS 10-M3.5	13.78	HNS 10-M3.5	13.78	NS 10-M4	13.78	HNS 10-M4	13.78	NS 10-M5	15.37
11	NS 11-M2.5	13.18	HNS 11-M2.5	13.18	NS 11-M3	13.18	HNS 11-M3	13.18	NS 11-M3.5	13.78	HNS 11-M3.5	13.78	NS 11-M4	13.78	HNS 11-M4	13.78	NS 11-M5	15.37
12	NS 12-M2.5	13.18	HNS 12-M2.5	13.18	NS 12-M3	13.18	HNS 12-M3	13.18	NS 12-M3.5	13.78	HNS 12-M3.5	13.78	NS 12-M4	13.78	HNS 12-M4	13.78	NS 12-M5	15.37
13					NS 13-M3	16.51	HNS 13-M3	16.51					NS 13-M4	17.45	HNS 13-M4	17.45	NS 13-M5	19.21
14					NS 14-M3	16.51	HNS 14-M3	16.51					NS 14-M4	17.45	HNS 14-M4	17.45	NS 14-M5	19.21
15					NS 15-M3	16.51	HNS 15-M3	16.51					NS 15-M4	17.45	HNS 15-M4	17.45	NS 15-M5	19.21
16					NS 16-M3	19.84							NS 16-M4	20.94			NS 16-M5	22.97
17					NS 17-M3	19.84							NS 17-M4	20.94			NS 17-M5	22.97
18					NS 18-M3	19.84							NS 18-M4	20.94			NS 18-M5	22.97
19					NS 19-M3	19.84							NS 19-M4	20.94			NS 19-M5	22.97
20					NS 20-M3	19.84							NS 20-M4	20.94			NS 20-M5	22.97

PLEASE USE
ORDERING CODE NS 11 - M2.5
Nylon Spacer _____
Body Length _____
Thread Size _____

CLEARANCE & THREADED BRASS SPACERS

KEY FACTS

- Material: Brass (CZ 121).
- Finish: Bright nickel.
- All dimensions in millimetres.
- RoHS compliant.

PRICING GUIDE

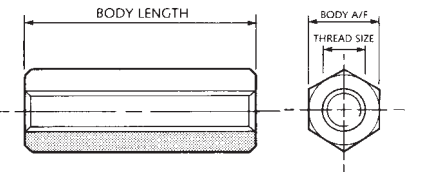
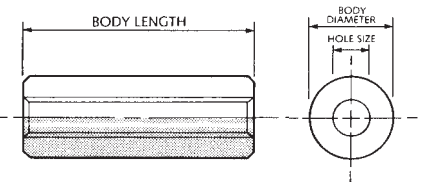
- All prices £/100.
- Minimum order 500 pieces.
- Attractive quantity discounts available.
- Carriage is charged on all orders.

CUSTOM MADE SPACERS

Do not worry if the part you require is not listed - we specialise in producing non-standard Spacers in a wide range of materials at very competitive prices. With this in mind we invite you to specify your requirements however large or small.



BRASS SPACERS



CLEARANCE SPACERS

Body Length (Millimetres)	4.0		6.0		6.0		8.0		10.0	
	Order Code	£/100	Order Code	£/100	Order Code	£/100	Order Code	£/100	Order Code	£/100
3	BS 03-22	12.89	BS 03-27	13.55	BS 03-32	13.55	BS 03-43	14.41	BS 03-53	22.18
4	BS 04-22	12.89	BS 04-27	13.55	BS 04-32	13.55	BS 04-43	14.41	BS 04-53	22.18
5	BS 05-22	12.89	BS 05-27	13.55	BS 05-32	13.55	BS 05-43	14.41	BS 05-53	22.18
6	BS 06-22	13.04	BS 06-27	13.70	BS 06-32	13.70	BS 06-43	14.77	BS 06-53	22.75
7	BS 07-22	13.04	BS 07-27	13.70	BS 07-32	13.70	BS 07-43	14.77	BS 07-53	22.75
8	BS 08-22	13.04	BS 08-27	13.70	BS 08-32	13.70	BS 08-43	14.77	BS 08-53	22.75
9	BS 09-22	13.04	BS 09-27	13.70	BS 09-32	13.70	BS 09-43	14.77	BS 09-53	22.75
10	BS 10-22	13.55	BS 10-27	14.13	BS 10-32	14.13	BS 10-43	15.22	BS 10-53	23.41
11	BS 11-22	13.55	BS 11-27	14.13	BS 11-32	14.13	BS 11-43	15.22	BS 11-53	23.41
12	BS 12-22	13.55	BS 12-27	14.13	BS 12-32	14.13	BS 12-43	15.22	BS 12-53	23.41
13	Available on application				BS 13-32	17.76	BS 13-43	19.00	BS 13-53	27.75
14					BS 14-32	17.76	BS 14-43	19.00	BS 14-53	27.75
15					BS 15-32	17.76	BS 15-43	19.00	BS 15-53	27.75
20					BS 20-32	21.24	BS 20-43	25.65	BS 20-53	39.35
25					BS 25-32	24.71	BS 25-43	32.38	BS 25-53	49.78
30					BS 30-32	28.09	BS 30-43	39.12	BS 30-53	59.99

PLEASE USE ORDERING CODE BS 04 - 27
 Brass Clearance Spacer _____
 Body Length _____
 Hole Size _____

THREADED SPACERS

Body Length (Millimetres)	4.0A/F		5.5A/F		5.5A/F		7.0A/F		8.0A/F	
	Order Code	£/100	Order Code	£/100	Order Code	£/100	Order Code	£/100	Order Code	£/100
3	BS 03-M2	21.24	BS 03-M2.5	16.96	BS 03-M3	16.96	BS 03-M4	18.17	BS 03-M5	27.81
4	BS 04-M2	21.24	BS 04-M2.5	16.96	BS 04-M3	16.96	BS 04-M4	18.17	BS 04-M5	27.81
5	BS 05-M2	21.24	BS 05-M2.5	16.96	BS 05-M3	16.96	BS 05-M4	18.17	BS 05-M5	27.81
6	BS 06-M2	26.03	BS 06-M2.5	17.45	BS 06-M3	17.45	BS 06-M4	18.48	BS 06-M5	28.31
7	BS 07-M2	26.03	BS 07-M2.5	17.45	BS 07-M3	17.45	BS 07-M4	18.48	BS 07-M5	28.31
8	BS 08-M2	26.03	BS 08-M2.5	17.45	BS 08-M3	17.45	BS 08-M4	18.48	BS 08-M5	28.31
9	BS 09-M2	26.03	BS 09-M2.5	17.45	BS 09-M3	17.45	BS 09-M4	18.48	BS 09-M5	28.31
10	BS 10-M2	31.00	BS 10-M2.5	17.76	BS 10-M3	17.76	BS 10-M4	18.91	BS 10-M5	28.84
11	BS 11-M2	31.00	BS 11-M2.5	17.76	BS 11-M3	17.76	BS 11-M4	18.91	BS 11-M5	28.84
12	BS 12-M2	31.00	BS 12-M2.5	17.76	BS 12-M3	17.76	BS 12-M4	18.91	BS 12-M5	28.84
13	Available on application				BS 13-M3	22.24	BS 13-M4	23.83	BS 13-M5	36.51
14					BS 14-M3	22.24	BS 14-M4	23.83	BS 14-M5	36.51
15					BS 15-M3	22.24	BS 15-M4	23.83	BS 15-M5	36.51

PLEASE USE ORDERING CODE BS 08 - M2.5
 Brass Threaded Spacer _____
 Body Length _____
 Thread Size _____

FREE SAMPLES ARE AVAILABLE FOR EVALUATION
 AND PROTOTYPES

TEL: (01684) 574367 FAX: (01684) 560225

BRASS PILLARS

KEY FACTS

- Material: Brass (CZ 121).
- Finish: Bright nickel.
- All dimensions in millimetres.
- TYPE A (Male/Male) Brass Pillars are available on request.
- RoHS compliant.

PRICING GUIDE

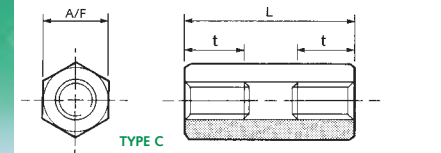
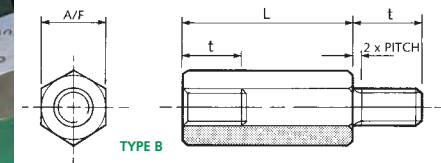
- All prices £/100.
- Minimum order 100 pieces.
- Attractive quantity discounts available.
- Carriage is charged on all orders.

CUSTOM MADE PILLARS

Do not worry if the part you require is not listed - we offer a process which allows the body length and thread type to be adjusted quickly and economically. We also specialise in producing non-standard Pillars in a wide range of materials at very competitive prices. With this in mind we invite you to specify your requirements however large or small. Type A (Male/Male) Brass Pillars are available on request.



BRASS PILLARS



TYPE B

Thread	M2	M2.5	M3	M4	M5	M6							
Thread Length and Depth 't'	6.0	6.0	6.0	6.0	10.0	12.7							
Please note depth of thread will be reduced where body length 'L' is less than thread depth 't'													
Body Size Across Flats	4.0 A/F		5.5 A/F		5.5 A/F		7.0 A/F		8.0 A/F		10.0 A/F		
	Order Code	£/100	Order Code	£/100	Order Code	£/100	Order Code	£/100	Order Code	£/100	Order Code	£/100	
Body Length 'L' (Millimetres)	5	BP 05-B-M2	41.07	BP 05-B-M2.5	43.24	BP 05-B-M3	43.24	BP 05-B-M4	45.80	Available on application			
	10	BP 10-B-M2	44.91	BP 10-B-M2.5	47.15	BP 10-B-M3	47.15	BP 10-B-M4	50.28	BP 10-B-M5	55.72		
	15	BP 15-B-M2	48.47	BP 15-B-M2.5	51.07	BP 15-B-M3	51.07	BP 15-B-M4	54.62	BP 15-B-M5	61.23	BP 15-B-M6	73.12
	20	BP 20-B-M2	52.01	BP 20-B-M2.5	54.84	BP 20-B-M3	54.84	BP 20-B-M4	59.18	BP 20-B-M5	66.65	BP 20-B-M6	82.64
	25	BP 25-B-M2	55.79	BP 25-B-M2.5	58.74	BP 25-B-M3	58.74	BP 25-B-M4	63.47	BP 25-B-M5	72.08	BP 25-B-M6	92.08
	30	BP 30-B-M2	59.56	BP 30-B-M2.5	62.74	BP 30-B-M3	62.74	BP 30-B-M4	67.95	BP 30-B-M5	77.36	BP 30-B-M6	101.68
	35	BP 35-B-M2	63.40	BP 35-B-M2.5	66.65	BP 35-B-M3	66.65	BP 35-B-M4	72.37	BP 35-B-M5	83.02	BP 35-B-M6	111.00
	40	BP 40-B-M2	67.09	BP 40-B-M2.5	70.56	BP 40-B-M3	70.56	BP 40-B-M4	76.79	BP 40-B-M5	88.46	BP 40-B-M6	120.58
	45	BP 45-B-M2	70.93	BP 45-B-M2.5	74.77	BP 45-B-M3	74.77	BP 45-B-M4	81.20	BP 45-B-M5	94.01	BP 45-B-M6	130.03
	50	BP 50-B-M2	74.77	BP 50-B-M2.5	78.61	BP 50-B-M3	78.61	BP 50-B-M4	85.55	BP 50-B-M5	99.16	BP 50-B-M6	139.63

PLEASE USE ORDERING CODE BP 15-B-M3
 Brass Pillar _____
 Body Length _____
 Type B _____
 Thread Size _____

TYPE C

Thread	M2	M2.5	M3	M4	M5	M6							
Thread Depth 't'	6.0	6.0	6.0	6.0	10.0	12.7							
Please note depth of thread will be reduced where body length 'L' is less than thread depth 't'													
Body Size Across Flats	4.0 A/F		5.5 A/F		5.5 A/F		7.0 A/F		8.0 A/F		10.0 A/F		
	Order Code	£/100	Order Code	£/100	Order Code	£/100	Order Code	£/100	Order Code	£/100	Order Code	£/100	
Body Length 'L' (Millimetres)	5	Available on application		Available on application		Available on application		Available on application		Available on application		Available on application	
	10	Available on application		Available on application		Available on application		Available on application		Available on application		Available on application	
	15	BP 15-C-M2	48.47	BP 15-C-M2.5	51.07	Available on application		Available on application		Available on application		Available on application	
	20	BP 20-C-M2	52.01	BP 20-C-M2.5	54.84	BP 20-C-M3	54.84	BP 20-C-M4	59.18	BP 20-C-M5	66.65	Available on application	
	25	BP 25-C-M2	55.79	BP 25-C-M2.5	58.74	BP 25-C-M3	58.74	BP 25-C-M4	63.47	BP 25-C-M5	72.08	BP 25-C-M6	92.08
	30	BP 30-C-M2	59.56	BP 30-C-M2.5	62.74	BP 30-C-M3	62.74	BP 30-C-M4	67.95	BP 30-C-M5	77.36	BP 30-C-M6	101.68
	35	BP 35-C-M2	63.40	BP 35-C-M2.5	66.65	BP 35-C-M3	66.65	BP 35-C-M4	72.37	BP 35-C-M5	83.02	BP 35-C-M6	111.00
	40	BP 40-C-M2	67.09	BP 40-C-M2.5	70.56	BP 40-C-M3	70.56	BP 40-C-M4	76.79	BP 40-C-M5	88.46	BP 40-C-M6	120.58
	45	BP 45-C-M2	70.93	BP 45-C-M2.5	74.77	BP 45-C-M3	74.77	BP 45-C-M4	81.20	BP 45-C-M5	94.01	BP 45-C-M6	130.03
	50	BP 50-C-M2	74.77	BP 50-C-M2.5	78.61	BP 50-C-M3	78.61	BP 50-C-M4	85.55	BP 50-C-M5	99.16	BP 50-C-M6	139.63

PLEASE USE ORDERING CODE BP 20-C-M3
 Brass Pillar _____
 Body Length _____
 Type C _____
 Thread Size _____

FREE SAMPLES ARE AVAILABLE FOR EVALUATION AND PROTOTYPES

TEL: (01684) 574367 FAX: (01684) 560225

STEEL PILLARS

KEY FACTS

- Material: Mild steel (230M07).
- Finish: Zinc and passivate.
- All dimensions in millimetres.
- Type A (Male/Male) and Type C (Female/Female) Steel Pillars are available on request.
- RoHS compliant.

PRICING GUIDE

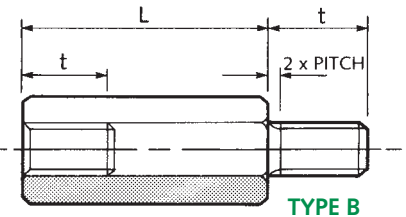
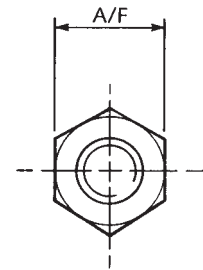
- All prices £/100.
- Minimum order 100 pieces.
- Attractive quantity discounts available.
- Carriage is charged on all orders.

CUSTOM MADE PILLARS

Do not worry if the part you require is not listed - we offer a process which allows the body length and thread type to be adjusted quickly and economically. We also specialise in producing non-standard Pillars in a wide range of materials at very competitive prices. With this in mind we invite you to specify your requirements however large or small. Type A (Male/Male) & Type C (Female/Female) Steel Pillars are available on request.



STEEL PILLARS



STEEL PILLARS

Thread		M3		M4		M5		M6	
Thread Length and Depth 't'		6.0		6.0		10.0		12.0	
Please note depth of thread will be reduced where body length 'L' is less than thread depth 't'									
Body Size Across Flats		5.5 A/F		7.0 A/F		8.0 A/F		10.0 A/F	
		Order Code	£/100	Order Code	£/100	Order Code	£/100	Order Code	£/100
Body Length 'L' (Millimetres)	5	SP 05-B-M3	43.24	SP 05-B-M4	45.80			Available on application	
	10	SP 10-B-M3	47.15	SP 10-B-M4	50.28	SP 10-B-M5	55.72		
	15	SP 15-B-M3	51.07	SP 15-B-M4	54.62	SP 15-B-M5	61.23	SP 15-B-M6	73.12
	20	SP 20-B-M3	54.84	SP 20-B-M4	59.18	SP 20-B-M5	66.65	SP 20-B-M6	82.64
	25	SP 25-B-M3	58.74	SP 25-B-M4	63.47	SP 25-B-M5	72.08	SP 25-B-M6	92.08
	30	SP 30-B-M3	62.74	SP 30-B-M4	67.95	SP 30-B-M5	77.36	SP 30-B-M6	101.68
	35	SP 35-B-M3	66.65	SP 35-B-M4	72.37	SP 35-B-M5	83.02	SP 35-B-M6	111.00
	40	SP 40-B-M3	70.56	SP 40-B-M4	76.79	SP 40-B-M5	88.46	SP 40-B-M6	120.58
	45	SP 45-B-M3	74.77	SP 45-B-M4	81.20	SP 45-B-M5	94.01	SP 45-B-M6	130.03
	50	SP 50-B-M3	78.61	SP 50-B-M4	85.55	SP 50-B-M5	99.16	SP 50-B-M6	139.63

PLEASE USE ORDERING CODE SP 20-B-M3
 Steel Pillar _____
 Body Length _____
 Type B _____
 Thread Size _____

SCREWLOCK ASSEMBLIES (D-TYPE CONNECTOR)

KEY FACTS

- Material: Mild steel (230M07).
- Finish: Zinc and passivate.
- All dimensions in millimetres.
- RoHS compliant.

PRICING GUIDE

- All prices £/100.
- Minimum order 100 pieces.
- Carriage is charged on all orders.

CUSTOM MADE SCREWLOCK ASSEMBLIES

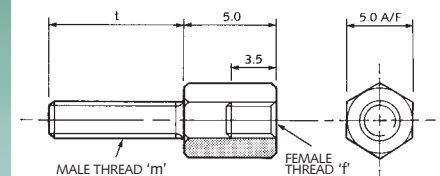
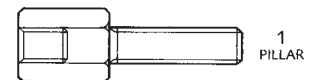
Do not worry if the part you require is not listed - we can produce Screwlocks with alternative threads in varying combinations of male and female terminations. With this in mind we invite you to specify your individual requirements however large or small.

SCREWLOCK ASSEMBLIES

Order Code	Thread Length 't'	Female Thread 'f'	Male Thread 'm'	Price £/100 Kits					
				100	500	1000	2500	5000	10000
SCA05-05-4UNC	5.0	4-40UNC	4-40UNC	32.31	31.53	30.71	28.97	25.13	20.35
SCA05-08-4UNC	8.0	4-40UNC	4-40UNC	33.77	33.03	32.10	30.36	26.36	21.24
SCA05-08-4UNCF/M3M	8.0	4-40UNC	M3	33.77	33.03	32.10	30.36	26.36	21.24
SCA05-08-M3F/4UNCM	8.0	M3	4-40UNC	33.77	33.03	32.10	30.36	26.36	21.24
SCA05-08-M3	8.0	M3	M3	33.77	33.03	32.10	30.36	26.36	21.24
SCA05-10-4UNC	10.0	4-40UNC	4-40UNC	35.29	34.42	33.40	31.66	27.60	22.18
SCA05-13-4UNC	13.0	4-40UNC	4-40UNC	36.59	35.94	34.78	33.03	28.62	23.03
SCA05-145-4UNC	14.5	4-40UNC	4-40UNC	37.96	37.23	36.16	34.27	29.70	23.92



SCREWLOCK ASSEMBLIES



EARTHING BARS


KEY FACTS

All of our Earthing Bars are manufactured from brass, and are designed to provide an economical and effective means of earthing. In addition to our standard range, we specialise in manufacturing custom made Earthing Bars and strips to your individual requirements, at very competitive prices, in alternative materials such as copper.

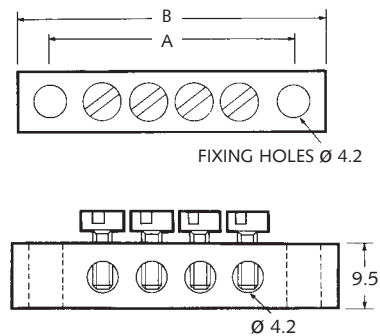
- RoHS compliant.

EARTHING BARS

	'A'	'B'	Price Each
4-way	34mm	44mm	2.67
5-way	40mm	50mm	2.82
6-way	46mm	56mm	2.96
7-way	52mm	62mm	3.19
8-way	58mm	68mm	3.37
9-way	64mm	74mm	3.53
10-way	70mm	80mm	3.67
11-way	76mm	86mm	3.83
12-way	82mm	92mm	4.05
13-way	88mm	98mm	4.26
14-way	94mm	104mm	4.44
15-way	100mm	110mm	4.68



EARTHING BARS



MACHINED COMPONENTS

DO YOU REQUIRE PRECISION MACHINED COMPONENTS?

At G&B Projects, we pride ourselves on being a small company offering our customers an outstanding, truly personal service.

If you need machined components and assemblies of any type, in any material, in large or small quantities, give us a call and we'll do our best to help.

All work is strictly monitored under the quality procedures of BS EN ISO 9001:2008 to ensure that you receive quality products, manufactured to the highest standard, every time.

Tel: (01684) 574367 Fax: (01684) 560225



TERMS & CONDITIONS OF SALE

Unless otherwise agreed in writing, all orders are accepted subject to the following Terms and Conditions, which alone shall apply in the Contract to the exclusion of any terms or conditions proposed by the customer.

Prices and Quotations

1. a) All orders are accepted on the understanding that the merchandise will be charged at the prices ruling on the date of despatch unless the prices have been made firm for an agreed period.
- (b) Quotations and times for despatch are conditional on complete details of the customers' requirements having been supplied. Time will run only from the date when all requisite information is supplied.

Delays in Delivery

2. (a) The Company will not be responsible in any way for any loss, damage or delay due to strikes, lockouts, labour conditions, transport delays, material shortages, breakdown of machinery, fire, accidents of any kind, perils of land, sea or air, or any other cause or contingency whatsoever beyond the control of the Company whether within the meaning of the before mentioned causes or not and whether in respect of deliveries to or by the Company.
- (b) In the event of the fulfilment of the Contract being impeded, frustrated or prevented in consequence of war or the operation of any regulation or Order made by any statutory or duly constituted Authority, the customer shall pay for all goods delivered, work executed or expenses incurred in connection with the Contract up to the date of the occurrence and the Company's responsibility for further performance or fulfilment of the Contract shall cease.
- (c) Any terms as to rate or time of delivery are not to be deemed of the essence of the Contract and no guarantee can be given or implied with regards thereto.

Instalment Deliveries

3. Where, by the Contract, deliveries are to be made by instalments or work executed over a stated period, payment for deliveries made and work executed, strictly in accordance with the terms of the Contract, shall be a condition precedent to further deliveries being made or work executed under the Contract.

Carriage and Packing

4. Carriage and packing will be charged extra unless otherwise agreed. The Company reserves the right to deliver in more than one shipment at its discretion.

Delivery

5. If the customer fails to accept delivery of merchandise ready

for delivery at the agreed date the Company reserves the right to invoice such merchandise and to require payment therefore in the usual way.

Loss or Damaged in Transit

6. Except where delivered by the Company's transport and then only when damage or shortage is advised in writing within seven days of receipt, no responsibility will be accepted for loss or damage in transit other than that (if any) accepted by the carrier whose conditions must be complied with.

Title

7. Title to and property in the goods shall remain vested in the Company (notwithstanding the delivery of possession of the same and passing of the risk therein to the customer) until:-
 - (a) The price of the goods (and/or services) comprised in this Contract, and
 - (b) All other monies due from the customer to the Company on any other account have been paid or satisfied in full.

Descriptive Matter, Performance Figures


8. Drawings, designs, photographs and other descriptive matter are for the purpose of description only and shall not form part of the Contract. Performance figures given are approximate only and not guaranteed.

Guarantee and General Liability

9. The Company gives no guarantee on any merchandise supplied other than that (if any) available to them from their suppliers at the time such guarantee is invoked. Except as mentioned above the Company gives no warranty and no condition or warranty shall be implied whether under the Sale of Goods Act, 1983, or otherwise as to the fitness of the goods for any particular purpose or as to their quality or otherwise. The customer shall be deemed to have satisfied himself as to the quality of all merchandise ordered and to its fitness for the purpose for which it is required and to have relied exclusively on his own skill and judgement in ordering the same. The Company will not be responsible for any damage or injury direct, incidental or consequential to the customer or to other or to any property caused by or arising out of or in connection with advice given, the supply of the appliances, goods or other merchandise or the installation repair or maintenance of and appliances, goods or materials notwithstanding that the same may be due to any defect inherent latent or otherwise may be or which may subsequently develop in appliances goods or other merchandise supplied by the Company.

Cancellation and Variation of Orders

10. Orders once placed can only be cancelled or varied with the consent in writing of the Company and on terms which indemnify the Company against loss.



Contact us at:

Barnards Green
Malvern
Worcestershire
WR14 3LY
England

Tel: (01684) 574367
Fax: (01684) 560225

E-mail: info@gandbprojects.co.uk
www.gandbprojects.co.uk

International Tel: +44 1684 574367
International Fax: +44 1684 560225

G&B PROJECTS
C O M P A N Y